

STUDENT PORTAL AND MOBILE APPLICATION

Default Login Details:

User name is : scholar number

Password is : student date of birth and first two character of name

Example:

Scholar Number: 1001

Name - Anny


Date of Birth - 1 January 2001

Username - 1001

Password - 01012001an

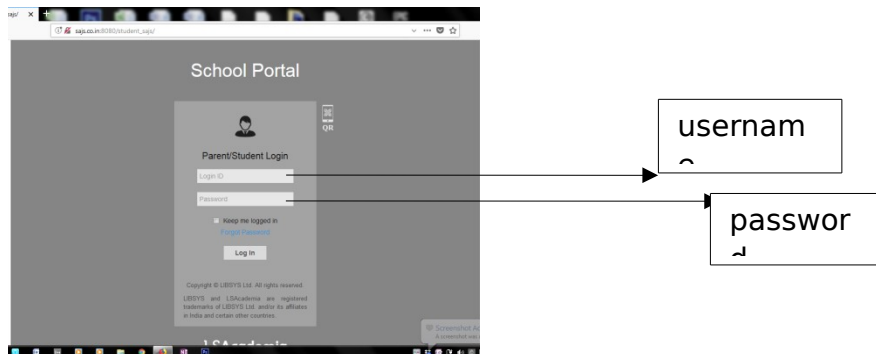
STEPS TO ACCESS STUDENT PORTAL

Step 1 : Access school website www.jaipuria.edu.in/ghaziabadschool



Step 2 Click on Student-Portal

Step 3 login page will open

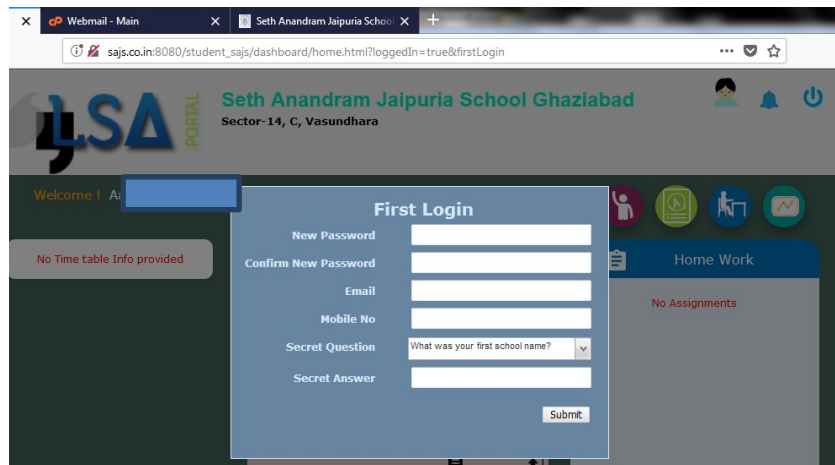


Default Login Details:

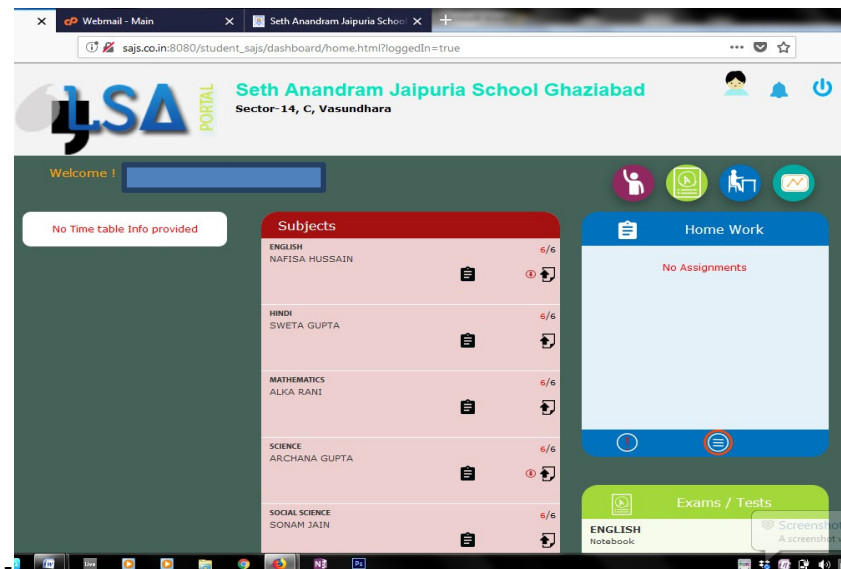
User name is : scholar number

Password is : student date of birth and first two character of name

Step 4 :First time login screen appears to change password .



Step 5 : Access the interface.



MOBILE APPLICATION

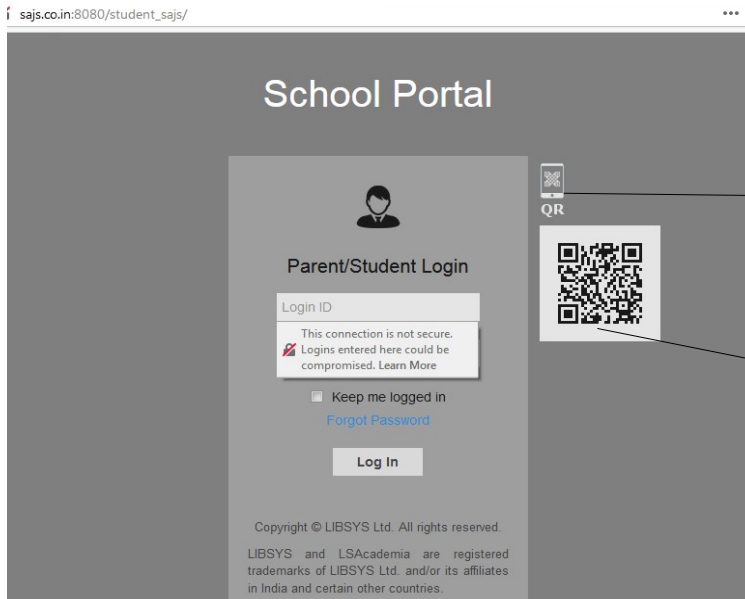
(The student information can also be accessed on parent mobile phone)

Step 1: Install LSAcademia School Edition from google play store




once installed it will ask to scan QR code available on login page of portal (refer to step 1 of Portal).

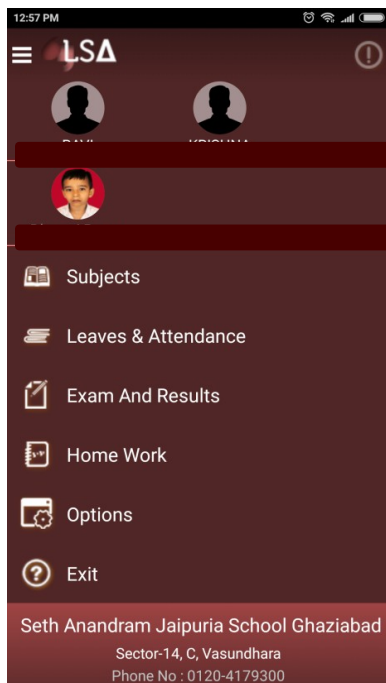
Step 2: click the the installed app and Scan QR code



Step 3: After scanning enter the username and password , click login



Step 4: start using mobile app



NOTE:

- 1. For the first month the portal and mobile app are on trial run, , so if you have any problem in accessing the content or you find data inconsistent kindly mail to class teacher official e-mail id _____ and to toerp@sajs.co.in**
- 2. It is Important to start subject of mail with scholar number of student .**
- 3. Also currently do not use complaint and queries option provided as those will not be accessed for some time now.**
- 4. Your suggestion are welcome , so kindly go through both portal and mobile app and make this initiative a success.**

ManjuRana

Principal cum Director.